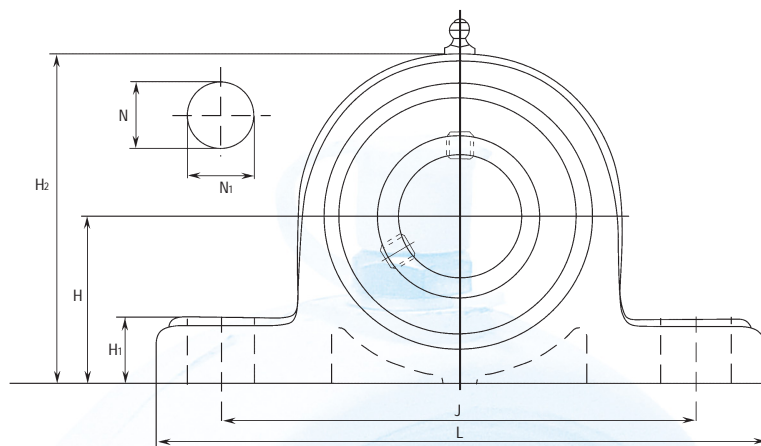
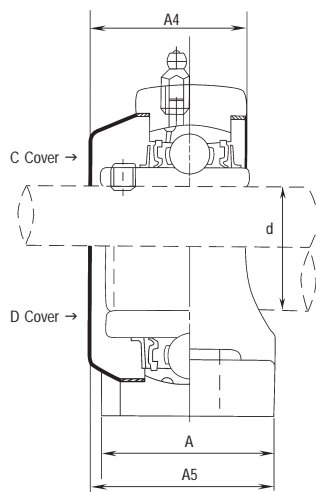


THERMO-PLASTIC HOUSING PILLOW BLOCK UNIT

SPUCP2 Series



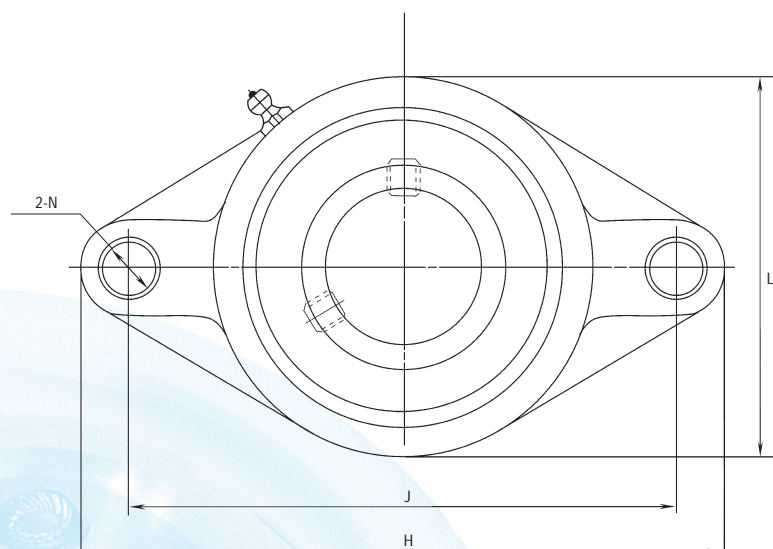
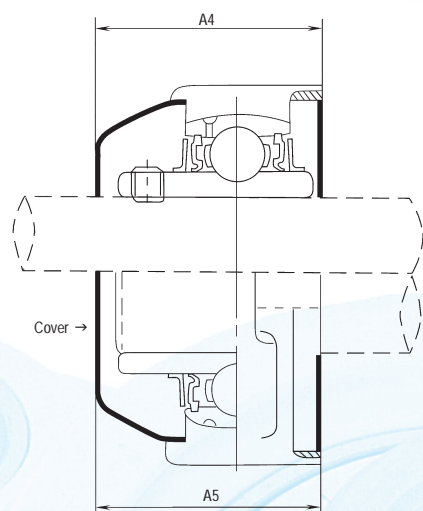
UNIT NO	SHAFT DIA, d		DIMENSIONS (mm)												BOLT SIZE	BEARING NO	HOUSING NO	WEIGHT (kg)
	mm	inch	H	L	J	A	N	N ₁	H ₁	H ₂	A ₁	A ₂	B	S				
SPUCP204-12	20	¾"	33.3	127	95	39.0	13	19	16	84.1	45.0	51.0	31.0	12.7	M10	SSUC204	SPP204	0.275
SPUCP204																SSUC204-12		
SPUCP205-14	25	7/8"	36.5	140	105	39.0	13	19	16	70.0	47.8	52.4	34.1	14.3	M10	SSUC205-14	SPP205	0.330
SPUCP205-15		1-5/16"														SSUC205-15		
SPUCP205	30	1"	42.9	160	121	47.1	15	21	17	84.0	56.5	64.3	38.1	15.9	M12	SSUC205-16	SPP206	0.515
SPUCP205-16		1-1/8"														SSUC206-16		
SPUCP206-18	40	1-3/16"	47.6	167	127	48.0	17	21	20	94.0	59.2	66.0	42.9	17.5	M14	SSUC206-18	SPP207	0.675
SPUCP206		1-1/4"														SSUC207-20		
SPUCP206-19	50	1-5/8"	54.0	190	146	55.0	17	25	22	109.0	71.0	85.0	49.2	19.0	M14	SSUC207-21	SPP208	0.915
SPUCP206-20		1-11/16"														SSUC207-22		
SPUCP207-21	55	1-3/8"	57.2	206	159	61.0	20	22	23	114.0	76.0	92.0	51.6	19.0	M16	SSUC207	SPP209	1.000
SPUCP207-22		1-7/8"														SSUC208-24		
SPUCP207	60	1-1/2"	63.5	219	171	61.0	20	25	25	127.0	83.0	105.0	55.6	22.2	M16	SSUC208-25	SPP210	1.180
SPUCP207-23		1-9/16"														SSUC208		
SPUCP208-24	65	1-5/8"	69.8	238	184	68.0	20	25	25	140.0	91.0	112.0	65.1	25.4	M16	SSUC208-26	SPP211	1.470
SPUCP208-25		1-11/16"														SSUC209-26		
SPUCP208	70	1-3/4"	69.8	238	184	68.0	20	25	25	140.0	91.0	112.0	65.1	25.4	M16	SSUC209-27	SPP212	1.980
SPUCP208-26		2-1/8"														SSUC209-28		
SPUCP209-27	75	2-3/16"	69.8	238	184	68.0	20	25	25	140.0	91.0	112.0	65.1	25.4	M16	SSUC209	SPP212	1.980
SPUCP209-28		2-1/4"														SSUC210-30		
SPUCP209	80	2-7/16"	69.8	238	184	68.0	20	25	25	140.0	91.0	112.0	65.1	25.4	M16	SSUC210-31	SPP212	1.980
SPUCP210-30		2-3/8"														SSUC210		
SPUCP210-31	85	2-7/16"	69.8	238	184	68.0	20	25	25	140.0	91.0	112.0	65.1	25.4	M16	SSUC211-32	SPP212	1.980
SPUCP210		2-7/16"														SSUC211-34		
SPUCP211-32	90	2-3/8"	69.8	238	184	68.0	20	25	25	140.0	91.0	112.0	65.1	25.4	M16	SSUC211	SPP212	1.980
SPUCP211-34		2-7/16"														SSUC211-35		
SPUCP211	95	2-3/8"	69.8	238	184	68.0	20	25	25	140.0	91.0	112.0	65.1	25.4	M16	SSUC212-36	SPP212	1.980
SPUCP211-35		2-7/16"														SSUC212		
SPUCP212-36	100	2-3/8"	69.8	238	184	68.0	20	25	25	140.0	91.0	112.0	65.1	25.4	M16	SSUC212-38	SPP212	1.980
SPUCP212		2-7/16"														SSUC212-39		
SPUCP212-38	105	2-3/8"	69.8	238	184	68.0	20	25	25	140.0	91.0	112.0	65.1	25.4	M16	SSUC212-39	SPP212	1.980
SPUCP212-39		2-7/16"														SSUC212-39		

Add C for both side open cover & CD for one side open & one side close cover

thermo-plastic housing

THERMO-PLASTIC HOUSING FLANGE UNIT

SPUCFL2 Series

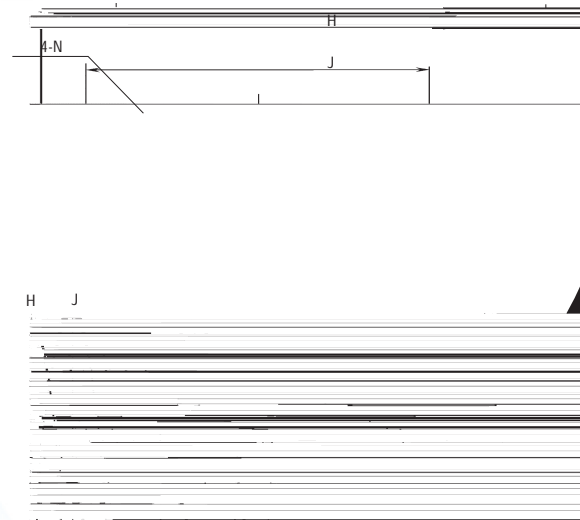
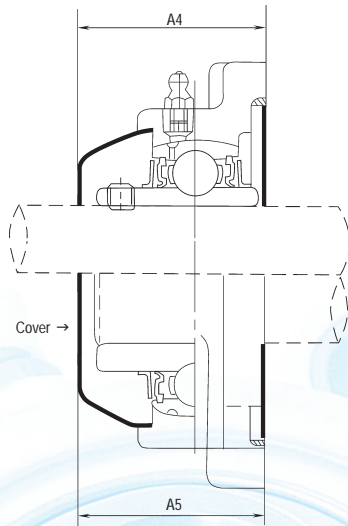


UNIT NO	SHAFT DIA, d		DIMENSIONS (mm)											BOLT SIZE	BEARING NO	HOUSING NO	WEIGHT (kg)
	mm	inch	H	J	A	L	A ₁	A ₂	A ₃	A ₄ /A ₅	N	B	S				
SPUCFL204-12	20	¾"	113	90			12	15	33.3	50	12	31.0	12.7	M10	SSUC204	SPFL204	0.222
SPUCFL204		7/8"													SSUC204-12		
SPUCFL205-14		1-5/16"													SSUC205-14		
SPUCFL205-15	25	1-5/16"	130	99			14	16	35.8	53	16	34.1	14.3	M14	SSUC205-15	SPFL205	0.295
SPUCFL205		1"													SSUC205		
SPUCFL205-16		1- 1/8"													SSUC205-16		
SPUCFL206-18	30	1- 1/8"	117				14	18	40.2	61	16	38.1	15.9	M14	SSUC206-16	SPFL206	0.445
SPUCFL206		1- 3/16"													SSUC206-18		
SPUCFL206-19		1- ¼"													SSUC206		
SPUCFL207-20	35	1- ¼"	161	130			16	19	44.4	66	16	42.9	17.5	M14	SSUC207-20	SPFL207	0.635
SPUCFL207-21		1- 5/16"													SSUC207-21		
SPUCFL207-22		1- 3/8"													SSUC207-22		
SPUCFL207	40	1- 7/16"	175	144			16	21	51.2	74	16	49.2	19.0	M14	SSUC207	SPFL208	0.855
SPUCFL207-23		1- ½"													SSUC207-23		
SPUCFL208-24		1- 9/16"													SSUC208-24		
SPUCFL208-25	45	1- 9/16"	180	148	38.0	112	16	22	52.2	82	16	49.2	19.0	M14	SSUC208-25	SPFL209	0.970
SPUCFL208		1- 5/8"													SSUC208		
SPUCFL209-26		1- 11/16"													SSUC209-26		
SPUCFL209-27	50	1- ¾"	190	157	40.0	117	16	22	54.6	89	18	51.6	19.0	M16	SSUC209-27	SPFL210	1.170
SPUCFL209-28		2"													SSUC209-28		
SPUCFL209		2- 1/8"													SSUC209		
SPUCFL210-30	55	2- 3/16"	217	184	43.0	134	18	25	58.4	95	18	55.6	22.2	M16	SSUC210-30	SPFL211	1.680
SPUCFL210-31		2- ¼"													SSUC210-31		
SPUCFL210		2- 1/8"													SSUC210		
SPUCFL211-32	60	2- 1/8"	235	202	48.0	142	18	29	68.7	103	18	65.1	25.4	M16	SSUC211-32	SPFL212	2.200
SPUCFL211-34		2- 3/8"													SSUC211-34		
SPUCFL211		2- 7/16"													SSUC211		
SPUCFL211-35	60	2- 3/16"	235	202	48.0	142	18	29	68.7	103	18	65.1	25.4	M16	SSUC211-35	SPFL212	2.200
SPUCFL212-36		2- ¼"													SSUC212-36		
SPUCFL212		2- 3/8"													SSUC212		
SPUCFL212-38	60	2- 3/8"	235	202	48.0	142	18	29	68.7	103	18	65.1	25.4	M16	SSUC212-38	SPFL212	2.200
SPUCFL212-39		2- 7/16"													SSUC212-39		

Add C for open cover & D for close cover

THERMO-PLASTIC HOUSING FLANGE UNIT

SPUCF2 Series



UNIT NO	SHAFT DIA, d		DIMENSIONS (mm)										BOLT SIZE	BEARING NO	HOUSING NO	WEIGHT (kg)
	mm	inch	H	J	A	A ₁	A ₂	A ₃	A ₄ /A ₅	N	B	S				
SPUCF204-12	20	3/4"	86	64	25.5	12	15	33.3	50	11	31.0	12.7	M10	SSUC204	SPF204	0.275
SPUCF204														SSUC204-12		
SPUCF205-14	25	7/8"	95	70	27.0	12	16	35.8	53	11	34.1	14.3	M10	SSUC205-14	SPF205	0.330
SPUCF205-15		1-5/16"												SSUC205-15		
SPUCF205	30	1"	108	83	31.0	12	18	40.2	61	11	38.1	15.9	M10	SSUC205	SPF206	0.515
SPUCF205-16		1-1/8"												SSUC205-16		
SPUCF206-18	35	1-3/8"	117	92	34.0	14	19	44.4	66	13	42.9	17.5	M12	SSUC206-18	SPF207	0.675
SPUCF206														SSUC206		
SPUCF206-19	40	1-7/8"	130	102	36.0	16	21	51.2	74	15	49.2	19.0	M14	SSUC207-20	SPF208	0.915
SPUCF207-20		1-7/4"												SSUC207		
SPUCF207-21	45	1-5/8"	137	105	38.0	16	22	52.2	82	15	49.2	19.0	M14	SSUC207-21	SPF209	1.000
SPUCF207-22		1-3/8"												SSUC207-22		
SPUCF207	50	1-7/16"	143	111	40.0	16	22	54.6	89	15	51.6	19.0	M14	SSUC207	SPF210	1.180
SPUCF207-23		1-1/2"												SSUC207-23		
SPUCF208-24	55	1-9/16"	162	130	43.0	19	25	58.4	95	17	55.6	22.2	M16	SSUC208-24	SPF211	1.470
SPUCF208-25		1-7/8"												SSUC208-25		
SPUCF208	60	1-5/8"	175	143	48.0	19	29	69.1	103	17	65.1	25.4	M16	SSUC208	SPF212	1.980
SPUCF209-26		1-11/16"												SSUC209-26		
SPUCF209-27	65	1-3/4"	175	143	48.0	19	29	69.1	103	17	65.1	25.4	M16	SSUC209-27	SPF212	1.980
SPUCF209-28		1-7/8"												SSUC209-28		
SPUCF209	70	2"	175	143	48.0	19	29	69.1	103	17	65.1	25.4	M16	SSUC209	SPF212	1.980
SPUCF210-30		2-3/16"												SSUC210-30		
SPUCF210-31	75	2-7/8"	175	143	48.0	19	29	69.1	103	17	65.1	25.4	M16	SSUC210-31	SPF212	1.980
SPUCF210		1-15/16"												SSUC210		
SPUCF211-32	80	2-1/8"	175	143	48.0	19	29	69.1	103	17	65.1	25.4	M16	SSUC211-32	SPF212	1.980
SPUCF211-34		2-3/8"												SSUC211-34		
SPUCF211	85	2-7/16"	175	143	48.0	19	29	69.1	103	17	65.1	25.4	M16	SSUC211	SPF212	1.980
SPUCF211-35		2-1/2"												SSUC211-35		
SPUCF212-36	90	2-3/4"	175	143	48.0	19	29	69.1	103	17	65.1	25.4	M16	SSUC212-36	SPF212	1.980
SPUCF212		2-1/2"												SSUC212		
SPUCF212-38	95	2-3/8"	175	143	48.0	19	29	69.1	103	17	65.1	25.4	M16	SSUC212-38	SPF212	1.980
SPUCF212-39		2-7/16"												SSUC212-39		

Add C for open cover & D for close cover